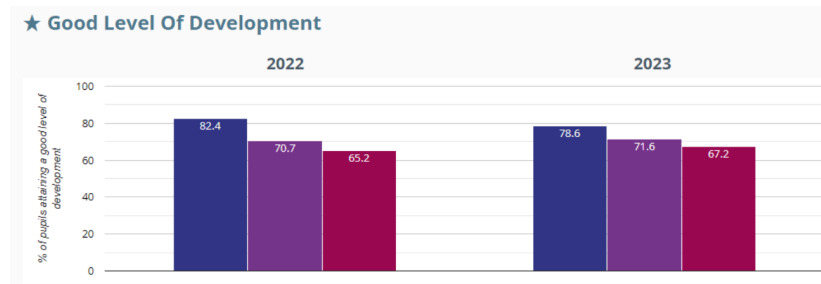


- Long Sutton Church of England Primary School
- Hampshire (364)
- NCER National (17659)

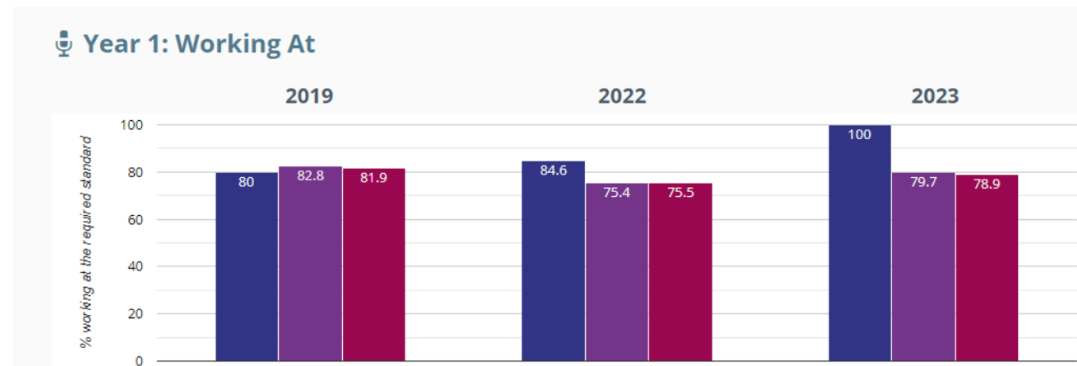
EYFS (Early Years Foundation Stage - end of Reception Year)

% of children achieving GLD ('Good Level of Development')



Year 1 Phonics Screening Check (End of Year 1)

% of children passing the screening check

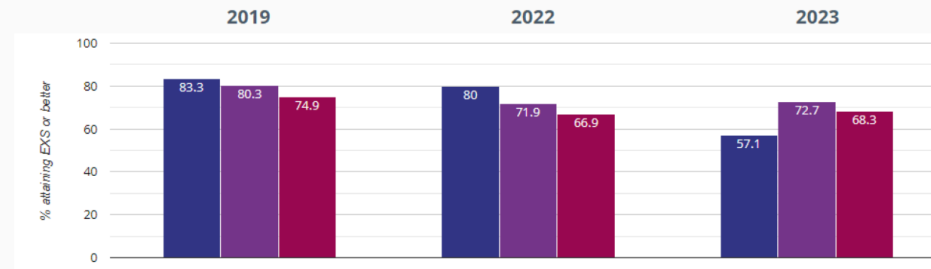


- Long Sutton Church of England Primary School
- Hampshire (364)
- NCER National (17659)

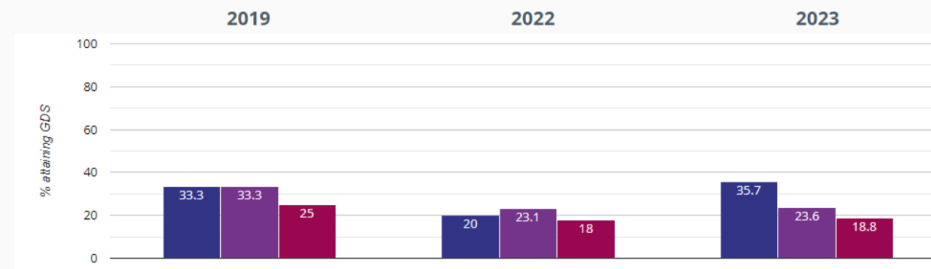
End of Key Stage 1 (End of Year 2)

Reading: % of children achieving the 'expected standard or better' (age-related expectation) and 'greater depth'

Reading - attaining EXS or better



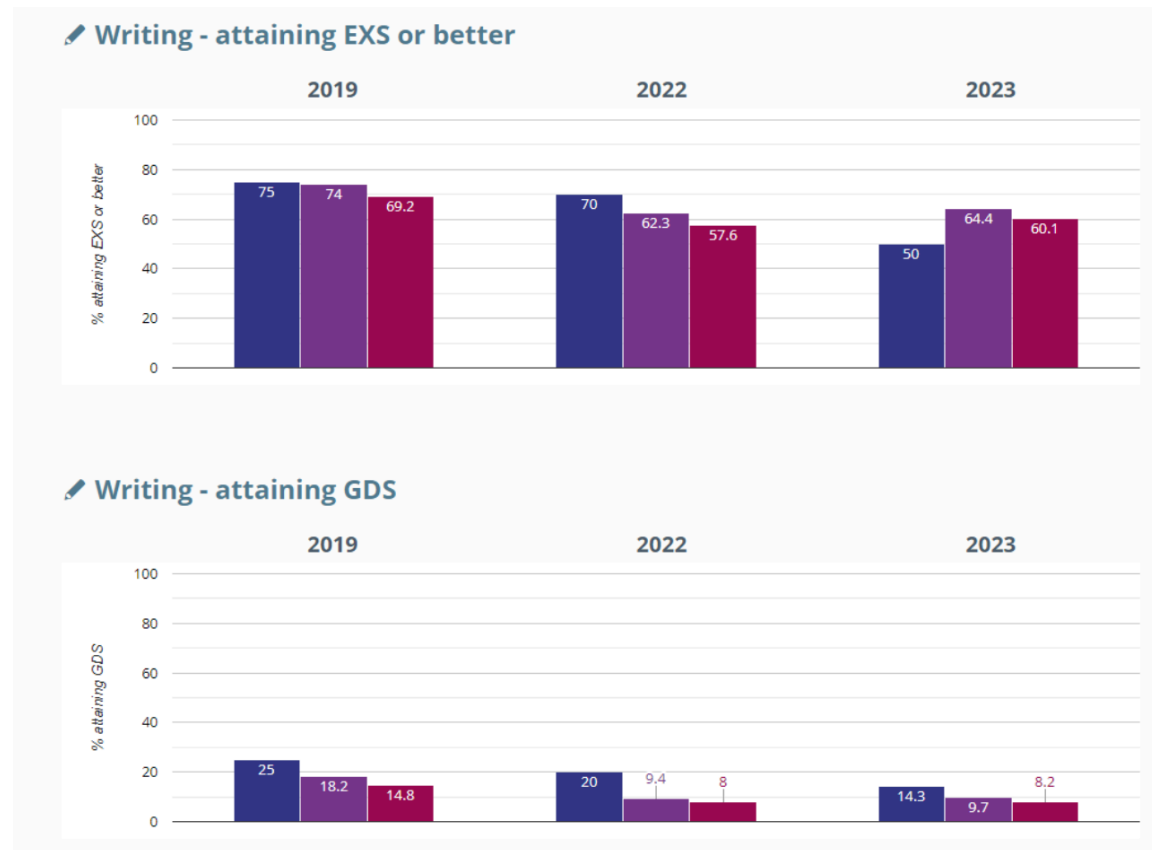
Reading - attaining GDS



- Long Sutton Church of England Primary School
- Hampshire (364)
- NCER National (17659)

End of Key Stage 1 (End of Year 2)

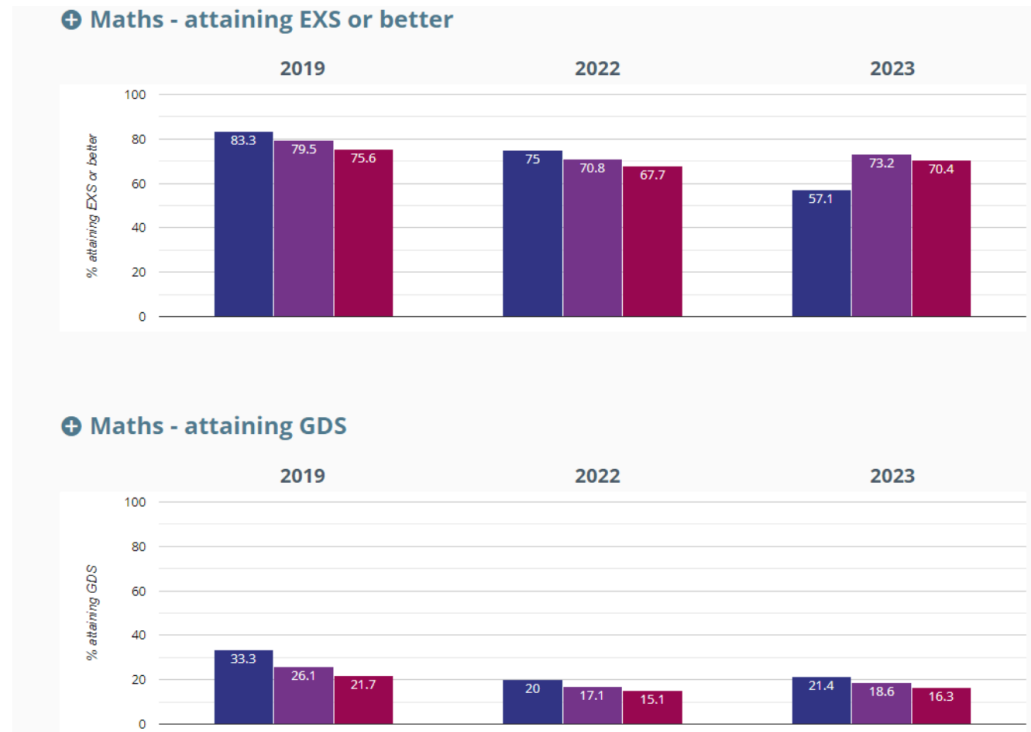
Writing: % of children achieving the 'expected standard or better' (age-related expectation) and 'greater depth'



- Long Sutton Church of England Primary School
- Hampshire (364)
- NCER National (17659)

End of Key Stage 1 (End of Year 2)

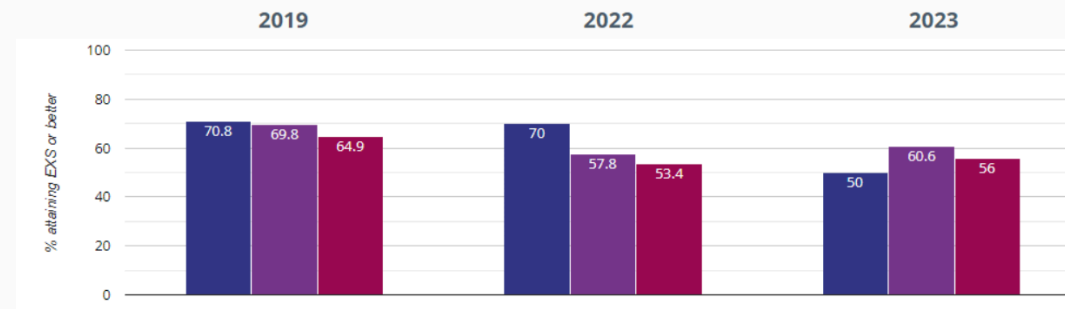
Maths: % of children achieving the 'expected standard or better' (age-related expectation) and 'greater depth'



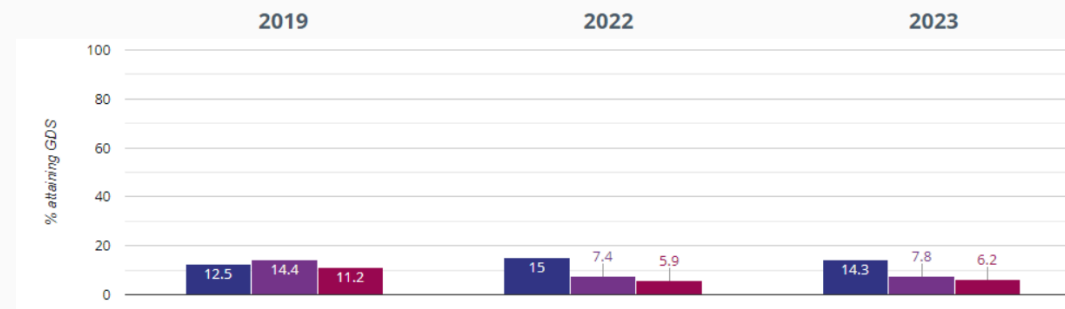
- Long Sutton Church of England Primary School
- Hampshire (364)
- NCER National (17659)

End of Key Stage 1 (End of Year 2)
Reading, Writing & Maths Combined: % of children achieving the 'expected standard or better' and 'greater depth' in all 3 subjects

RWM - attaining EXS or better



RWM - attaining GDS



- Long Sutton Church of England Primary School
- Hampshire (364)
- NCER National (17659)

Year 4 Multiplications Table Check

'APS' (Average Point Score) for the school

Year 4 Multiplication Tables Check (MTC)

National	Local Authority	School
APS 20.4	APS 20.3	APS 21.2

- Long Sutton Church of England Primary School
- Hampshire (364)
- NCER National (17659)

End of Key Stage 2 (End of Year 6)

% of children achieving the 'expected standard' (age-related expectation) and the 'higher scores' (higher attainers)

KS2 Data	Expected Standard+			Higher Attainers		
	School	County	National	School	County	National
Reading (Test)	91%	74%	72%	52%	31%	29%
Writing (Teacher Assessment)	87%	73%	71.5%	22%	15%	13%
Maths (Test)	78%	73%	73%	17%	23%	24%
Grammar, Punctuation & Spelling (Test)	91%	72%	72%	22%	29%	30%
RWM Combined	74%	60%	60%	4%	9%	8%

■ Long Sutton Church of England
Primary School

■ Hampshire (364)

■ NCER National (17659)